

PROFHILO[®] STRUCTURA



WHERE OTHERS SEE HYALURONIC ACID,
WE SEE BEAUTY BEYOND THE SURFACE.

IBSA DERMA. BEAUTY BEYOND STANDARDS.



AGING ISN'T JUST ABOUT THE SKIN;

EVEN WHAT WE DON'T SEE AGES!

The aging process happens because various alterations take place in the bones, muscles, tissues, and skin of the face, all working together.¹

These changes take place in different areas of the face at varying times, onset at different ages for each person, and differ based on ethnic backgrounds.¹

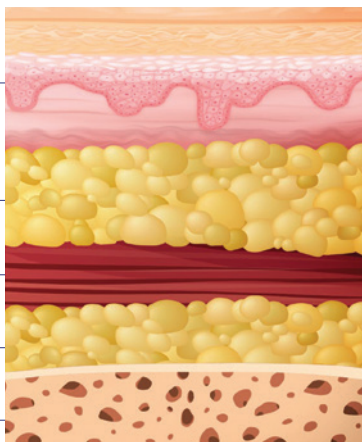
First layer:
Skin

Second layer:
Superficial fat

Third layer:
Facial muscles

Fourth layer:
Deep fat

Fifth layer:
Bone



TO EFFECTIVELY TREAT
THE SIGNS OF AGING, IT'S
IMPORTANT TO HAVE A
TREATMENT THAT MEETS
THE DIFFERENT NEEDS
OF THESE TISSUES.

PROFHILO®

STRUCTURA


The new frontier of lipolifting² in response to aging. With a high concentration of hyaluronic acid, it restores facial structure and leads to deep firmness.³



The novelty within the PROFHILO® LINE that is specifically indicated for **facial treatment and for the restoration of adipose tissue⁴.**

TREATMENT SESSION

An initial cycle of **TWO TREATMENT SESSIONS AT 30 DAY INTERVALS** is recommended, followed if necessary by maintenance treatments.





AGING CHARACTERISTICS

As time progresses, the face undergoes various changes, generally resulting in **two predominant aging profiles⁵**:

AGING PROFILE 1

Key features include:



- Hollow in the cheeks
- Thinner skin and less density in tissues
- Bones become more visible, especially around the temples and under the cheekbones

AGING PROFILE 2

Key features include:



- Skin feels thicker and firmer overall
- More volume tends to gather in lower areas
- Skin and tissue lose support, causing increased sagging and drooping

PROFHILO® STRUCTURA offers a tailored approach based on your unique facial aging patterns.
With two different protocols and techniques.

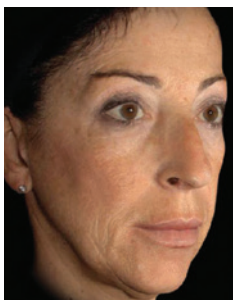
**WHAT PREDOMINANT TYPE OF
AGING CHARACTERIZES YOU?**

BEFORE & AFTER

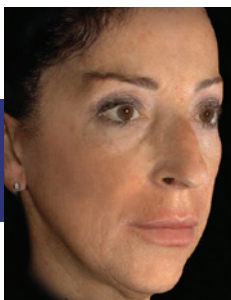
PROFHILO[®]

STRUCTURA

BEFORE



AFTER

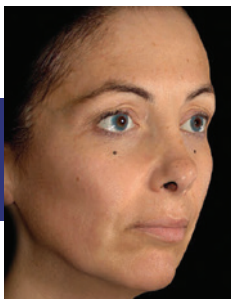


Courtesy of Dr. R. Forte
(Photos taken before and 4 months after the first treatment)

BEFORE



AFTER



Courtesy of Dr. G. Salti
(Photos taken before and 4 months after the first treatment)

BEFORE



AFTER



Courtesy of Dr. A. Ramo
(Photos taken before and 4 months after the first treatment)

THE REAL PROPHILO® STRUCTURA

KNOW WHAT YOU ARE USING

It is important to look out for our QR code, Neoasia authenticity sticker and tamper-free serial number on Profhilo® Structura boxes when receiving treatment. You are encouraged to scan the QR code with your mobile phone to authenticate the Profhilo® Structura product.



A verified product ensures that the source of Profhilo® Structura is authentic and delivered via pharmaceutical cold chain logistics, ensuring product integrity, safety and efficacy.




1

Spot our
Neoasia QR Sticker
ON THE BOX



2

Before your treatment,
SCAN THE QR CODE
with your
mobile phone camera



3

**AUTHENTICITY
VERIFICATION**



profhilo_sea

Brought to you by:

NEOASIA

NEOASIA (S) PTE LTD
Co. Reg. No. 199504326C
+65 6552 7787

NEOASIA (M) SDN BHD
Co. Reg. No. 199901018703 (493603-T)
+603 7865 7717

🌐 info@neoasiagroup.com ✉ www.neoasiagroup.com

